



Wishlist PayPal Cancel Notifications Manual

Introduction

Thank you for purchasing Wishlist PayPal Cancel Notifications!

Wishlist PayPal Cancel Notifications sends instant notifications straight to your email every time a member cancels his subscription.

You get two different notifications:

1. When the member cancels his subscription
2. When the member reaches the "end of time" period

Getting these notifications is highly important for several reasons:

1. Controlling your cancellation and retention rates
2. Having the opportunity to contact these members to understand their cancellation reason
3. Trying to preserve members who cancel their subscription
4. Getting feedback and improve your services/ products

Installation

Wishlist PayPal Cancel Notifications can be installed easily, just like any other WordPress plugin.

You can install it 2 ways:

1. Upload the folder found inside the zip file to your plugins' folder in your WordPress installation
2. Go to the plugins menu, click the "Add New" and choose the zip file you have downloaded



License Activation


To activate the plugins you purchased, you need to insert the license number.

After you activate the plugin, you will find it inside WordPress menu under: Happy Plugins > Wishlist
PayPal Cancel Notifications

You have 3 options to getting your licenses keys:

1. Go to My Account > Purchases and click on the key icon:


Purchases		Profile		
ID	Date	Amount	Details	License
#197	December 26, 2013	\$0.00	View Details and Downloads	ClickBank Cancel Notifications for Wishlist Member 
#140	December 23, 2013	\$15.00	View Details and Downloads	Clickbank Redirection 

[Next](#) 

2. When you finish the purchase process:

Purchase Confirmation


Thank you for your purchase!

Payment:	#197
Date:	December 26, 2013
Payment Status:	Complete
Subtotal	\$0.00
Total Price:	\$0.00
Payment Method:	Free Purchase
License Keys:	
ClickBank Cancel Notifications for Wishlist Member	

Settings


In order to get a notification every time a member cancels his subscription, enter a valid email in the "Notification Email" field.

Customize the message you will get about the cancellation in the fields below:

Dashboard Settings Support Other Products

Wishlist PayPal Cancel Notifications - Settings

In order to get a notification every time a member cancels his subscription, enter a valid email below.

Notification Email 

Fill in the email address you want the notification sent to.

Subscription Cancelled Email

Customize the message you get every time a member cancels his subscription in the fields below.

Subscription Cancelled Email Subject

Fill in the email subject when a subscription has cancelled.

Subscription Cancelled Email Message

Fill in the email header when a subscription has cancelled.

To get a notification every time a member cancels his subscription enter a valid email here

Customize the email messages you get

Subscription Ended Email

Customize the message you get when the member reaches the "end of time" period in the fields below.

Subscription Ended Email Subject

A PayPal Subscription Has Been Reached The Of Ti

Fill in the email subject when a subscription has ended.

Subscription Ended Email message

Fill in the email header when a subscription has ended.



Customize the email messages you get

Events Settings

Choose on which event an email will be sent to the website administrator regarding PayPal cancellation.

When to send an email

- Send a notification when a member cancels his subscription.
- Send a notification when a cancelled subscription has reached the end of time.

Save Changes

FAQS

Can you put multiple email addresses in the notification field (For example: email1@domain.com, email2@domain.com)?

The email field can only contain one email, however, you can define in your email provider to forward the email to another email address and that way you will receive the notifications to both emails.

Does the email you get notify you who and what level has been canceled?

The email you will receive includes the user's first name, last name, user email address and transaction id.

Because some members may have more than one level associated with them and some of our customers use shopping carts to sell multiple products we cannot identify the level that has been cancelled based on the information that PayPal sends.

Does the plugin have any conflicts with other plugins?

As far as we know, the plugin does not conflict with any other plugin. Wishlist PayPal Cancel Notifications keeps a very strict code method so the chances that it's causing any problem are very low. If you have any problems or conflicts, please try to disable the plugin and see if the problem still exists. If it does, please contact our support helpdesk.

Does the plugin integrate with every membership site platform?

No, Wishlist PayPal Cancel Notifications is a Wishlist Member dedicated plugin.

About HappyPlugins

[HappyPlugins](#) was established in 2010 to develop plugins and extension for the WordPress platform.

The majority of the plugins are developed as white label according to our clients' specific requirements.

In late 2010 we opened a new branch under HappyPlugins brand for developing Wishlist Member dedicated plugins called Wishlist Member Developers.

Our team here at [Wishlist Member Developers](#) develops commercial and custom plugins for the Wishlist Member platform.

Expertise

Our expertise includes:

- In depth knowledge and understating in the web industry
- UXI design and improvement
- Experience in traffic and media buying for large companies
- Subscription-based marketing and retention
- Conversions and flow design optimization

Contact information

[The Store](#)

Find unique WordPress plugins on our plugins' store. We have designed and developed hundreds of custom plugins and solutions for customers so far and are selling the best of them in our store.

[The Service](#)

Looking for a special solution for WordPress, one that will complete the missing puzzle piece in your website? Please send us your request and we promise to return to you no later than 72 hours.

[The Blog](#)

Interested in our development work or want to improve your WordPress development skills? Check our blog; there we publish unique prescriptive and sample codes from our own plugins.

Contact Support



Our support team is always available to help you with any question you may have.

All of our products include 3 months of free support. Any support after that period of time will be done in the community forums or as paid support.

Important:

Before contacting our support team, please check the following sources of information, as you may find the answer you are looking for there:

1. Go over the FAQs inside this manual
2. Check the frequently asked questions section inside [Wishlist PayPal Cancel Notification description](#) (FAQs tab) on HappyPlugins.com
3. If the plugin doesn't work correctly, please try to disable other plugins and check if the problem is resolved
4. Make sure you are always using the latest version of the plugin

Open a Support Ticket

If you haven't found your answer in any of the above sources, please open a support ticket through our support helpdesk and we will get back to you in the next 72 hours.

[Create a new ticket here](#)

Got Any Suggestions?

We are always looking for the next idea...

Do you have any ideas for new plugins?

We want to hear from you!

Please contact us and we might develop it as our next plugin.

[Contact us here](#)

Thanks!